



fold

Steel Leg Table



About Fold
Strong and elegant, the Fold range is carefully proportioned to provide a simple and customisable surface. Taking its name from the folded steel frame, Fold is a low statement product that can be used with any chair or bench.

- Compliance**
- SCS Indoor Advantage™ Gold Certificate
 - naughtone is FSC®certified
 - naughtone is FISP and ISO14001 certified
 - Our tables are designed to meet or exceed all EN performance requirements per BS EN 15372:2016

Sizes All dimensions quoted are rounded to the nearest 5mm or nearest 1/2 inch



FLD650DL
Fold 650 Circular Coffee Table
mm Dia 650 H 350
inch Dia 25.5 H 14



FLD650SL
Fold 650 Square Coffee Table
mm W 650 D 650 H 350
inch W 25.5 D 25.5 H 14



FLD850DL
Fold 850 Circular Coffee Table
mm Dia 850 H 350
inch Dia 33.5 H 14



FLD850SL
Fold 850 Square Coffee Table
mm W 850 D 850 H 350
inch W 33.5 D 33.5 H 14



FLD11X55L
Fold Rectangular Coffee Table
mm W 1100 D 550 H 350
inch W 43.5 D 21.5 H 14



FLD650S
Fold 650 Square Cafe Table
mm W 650 D 650 H 750
inch W 25.5 D 25.5 H 29.5



FLD850D
Fold 850 Circular Cafe Table
mm Dia 850 H 750
inch Dia 33.5 H 29.5



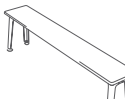
FLD850S
Fold 850 Square Cafe Table
mm W 850 D 850 H 750
inch W 33.5 D 33.5 H 29.5



FLDB125
Fold Bench1250
mm W 1250 D 275 H 450
inch W 49 D 11 H 17.5



FLDB145
Fold Bench1450
mm W 1450 D 275 H 450
inch W 57 D 11 H 17.5




FLDB165
Fold Bench1650
mm W 1650 D 275 H 450
inch W 65 D 11 H 17.5

Base Finishes



White
Powder Coated Frame
Standard



Black
Powder Coated Frame
Standard



RAL Powder Coated Frame
naughtone Colours

Table Top Options



White / Black MFMDf
edge banded



White / Black MFMDf
with reverse chamfer,
polished MDF edge



Forbo Lino
with reverse chamfer edge
8 colours available



Oak Veneer
with reverse chamfer,
polished MDF edge



Walnut Veneer
with reverse chamfer,
polished MDF edge

Bench Top Options



White / Black MFMDf
with square edge band



Oak / Walnut Veneer
with square edge band



Forbo Lino
with square polished edge
8 colours available



fold

Steel Leg Table



Fold Table

About Fold

Strong and elegant, the Fold range is carefully proportioned to provide a simple and customisable surface. Taking its name from the folded steel frame, Fold is a low statement product that can be used with any chair or bench.

Compliance

- SCS Indoor Advantage™ Gold Certificate
- naughtone is FSC®certified
- naughtone is FISP and ISO14001 certified
- Our tables are designed to meet or exceed all EN performance requirements per BS EN 15372:2016

Sizes

All dimensions quoted are rounded to the nearest 5mm or nearest 1/2 inch



FLD12D
Fold 1200 Circular Table
mm Dia 1200 H 750
inch Dia 47.5 H 29.5



FLD14D
Fold 1400 Circular Table
mm Dia 1400 H 750
inch Dia 55 H 29.5



FLD16D
Fold 1600 Circular Table
mm Dia 1600 H 750
inch Dia 63 H 29.5



FLD16X8
Fold 1600 x 800 Table
mm W 1600 D 800 H 750
inch W 63 D 31.5 H 29.5



FLD18X8
Fold 1800 x 800 Table
mm W 1800 D 800 H 750
inch W 71 D 31.5 H 29.5



FLD20X9
Fold 2000 x 900 Table
mm W 2000 D 900 H 750
inch W 79 D 35.5 H 29.5



FLD22X9
Fold 2200 x 900 Table
mm W 2200 D 900 H 750
inch W 87 D 35.5 H 29.5



FLD24X10
Fold 2400 x 1000 Table
mm W 2400 D 1000 H 750
inch W 94.5 D 39 H 29.5



FLD24X12
Fold 2400 x 1200 Table
mm W 2400 D 1200 H 750
inch W 94.5 D 47.5 H 29.5



FLD28
Fold 6 Leg Table 2800
mm W 2800 D 1200 H 750
inch W 110 D 47.5 H 29.5



FLD32
Fold 6 Leg Table 3200
mm W 3200 D 1200 H 750
inch W 126 D 47.5 H 29.5



FLD16BH
Fold Bar Height Table 1600
mm W 1600 D 800 H 1000
inch W 63 D 31.5 H 39



FLD18BH
Fold Bar Height Table 1800
mm W 1800 D 800 H 1000
inch W 71 D 31.5 H 39



FLD20BH
Fold Bar Height Table 2000
mm W 2000 D 900 H 1000
inch W 79 D 35.5 H 39



FLD22BH
Fold Bar Height Table 2200
mm W 2200 D 900 H 1000
inch W 87 D 35.5 H 39



FLD28BH
Fold 6 Leg Bar Height Table 2800
mm W 2800 D 1200 H 1000
inch W 110 D 47.5 H 39



FLD32BH
Fold 6 Leg Bar Height Table 3200
mm W 3200 D 1200 H 1000
inch W 126 D 47.5 H 39

Base Finishes



White
Powder Coated Frame
Standard



Black
Powder Coated Frame
Standard



RAL Powder Coated Frame
naughtone Colours

Top Options



White / Black MFMDf
edge banded



White / Black MFMDf
with reverse chamfer,
polished MDF edge



Forbo Lino
with reverse chamfer edge
8 colours available

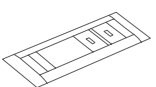


Oak Veneer
with reverse chamfer,
polished MDF edge

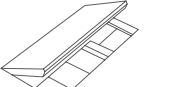


Walnut Veneer
with reverse chamfer,
polished MDF edge


Power and Data Options



EVOFOC
Surface Mounted
Power and Data
Consult your price list
or sales rep



FLIPOEPBOX
Flip Top
Power and Data
Consult your price list
or sales rep



FLD750LEGCAP
FLD1000LEGCAP
Fold Leg
Cable Cap
Consult your price list
or sales rep

RAL Colours











Fold Table Technical Specifications

Testing

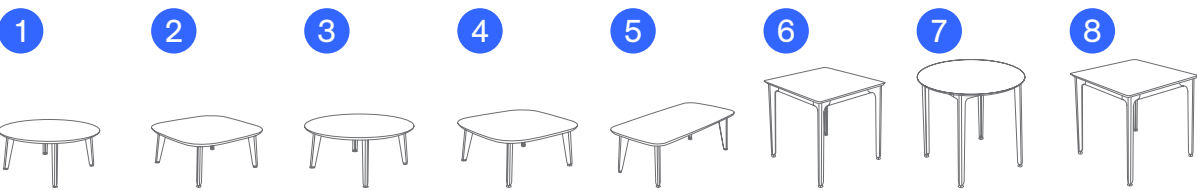
Our tables are designed to meet or exceed all EN performance requirements per **EN 15372:2008**, which includes the following tests:

- Edges of top rounded or chamfered, no burrs or sharp edges
- Shall not be possible for load bearing parts to come loose unintentionally
- Shear and squeeze points during use
- Stability under vertical force – Main surface
- Horizontal static load – High
- Vertical static load
- Horizontal fatigue
- Vertical impact for tables without glass

Structural Testing Certifications

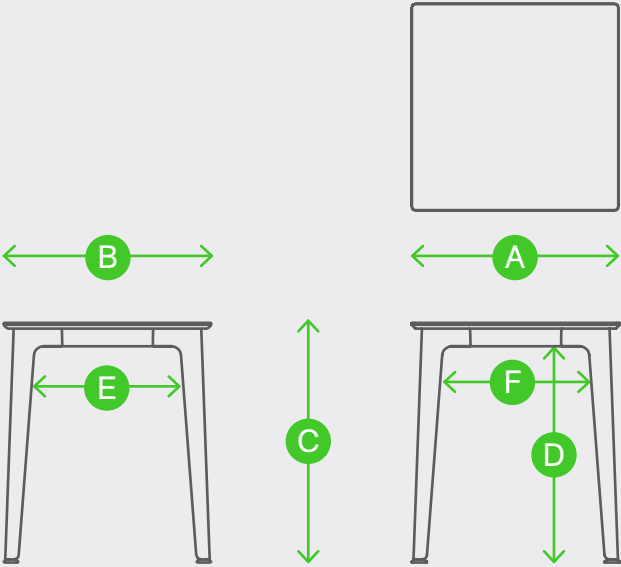
FLD850D
Fold 850dia cafe table
BS EN 15372:2008, Level 2
Static load 120kg

Fold Coffee and Cafe Table Technical Specifications



Product Code and Description <small>All dimensions quoted are rounded to the nearest 5mm or nearest 1/2 inch</small>	A Overall Width	B Overall Depth	C Overall Height	D From Floor to Beam	E Distance between Legs (front)	F Distance between Legs (side)	G Weight
1 FLD650DL Fold 650 Circular Coffee Table	650 mm 25.5 in	650 mm 25.5 in	350 mm 14 in	675 mm 26.5 in			14.8 kg 32.6 lbs
2 FLD650SL Fold 650 Square Coffee Table	650 mm 25.5 in	650 mm 25.5 in	350 mm 14 in	675 mm 26.5 in			16.2 kg 35.7 lbs
3 FLD850DL Fold 850 Circular Coffee Table	850 mm 33.5 in	850 mm 33.5 in	350 mm 14 in	675 mm 26.5 in			19 kg 41.9 lbs
4 FLD850SL Fold 850 Square Coffee Table	850 mm 33.5 in	850 mm 33.5 in	350 mm 14 in	675 mm 26.5 in			19 kg 41.9 lbs
5 FLD11X55L Fold Rectangular Coffee Table	1100 mm 43.5 in	550 mm 21.5 in	350 mm 14 in	325 mm 13 in			17.3 kg 38.1 lbs
6 FLD650S Fold 650 Square Café Table	650 mm 25.5 in	650 mm 25.5 in	750 mm 29.5 in	875 mm 34.5 in	460 mm 18 in	460 mm 18 in	22 kg 48.5 lbs
7 FLD850D Fold 850 Circular Café Table	850 mm 33.5 in	850 mm 33.5 in	750 mm 29.5 in	325 mm 13 in	660 mm 26 in	660 mm 26 in	27.4 kg 60.4 lbs
8 FLD850S Fold 850 Square Café Table	850 mm 33.5 in	850 mm 33.5 in	750 mm 29.5 in	325 mm 13 in	660 mm 26 in	660 mm 26 in	27.4 kg 60.4 lbs

Measuring Guide

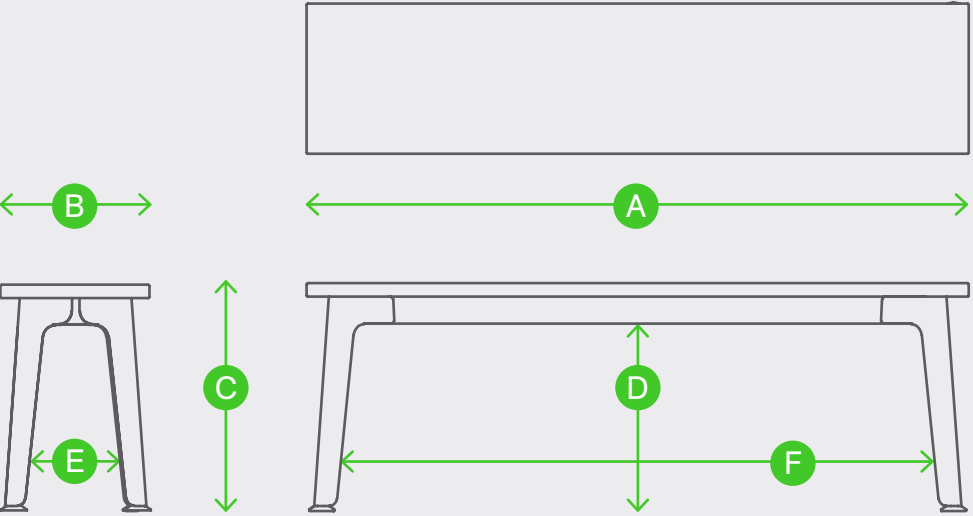


Fold Bench Technical Specifications

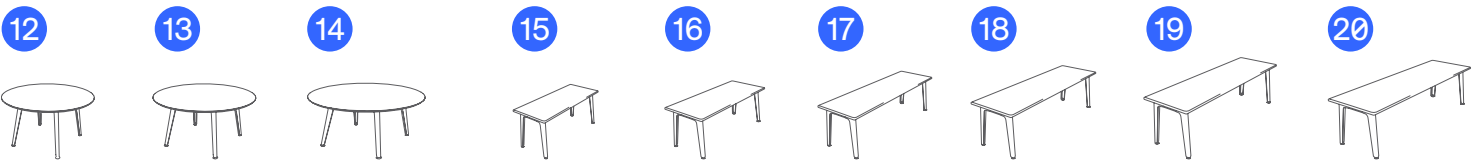


Product Code and Description	A	B	C	D	E	F	G
	Overall Width	Overall Depth	Overall Height	From Floor to Beam	Distance between Legs (front)	Distance between Legs (side)	Weight
9 FLDB125 Fold Bench 1250	1250 mm 49 in	275 mm 11 in	450 mm 17.5 in	120 mm 4.5 in	1070 mm 42 in	120 mm 4.5 in	21.5 kg 47.4 lbs
10 FLDB145 Fold Bench 1450	1450 mm 57 in	275 mm 11 in	450 mm 17.5 in	120 mm 4.5 in	1270 mm 50 in	120 mm 4.5 in	24.4 kg 53.8 lbs
11 FLDB165 Fold Bench 1650	1650 mm 65 in	275 mm 11 in	450 mm 17.5 in	120 mm 4.5 in	1470 mm 58 in	120 mm 4.5 in	51 kg 112.4 lbs

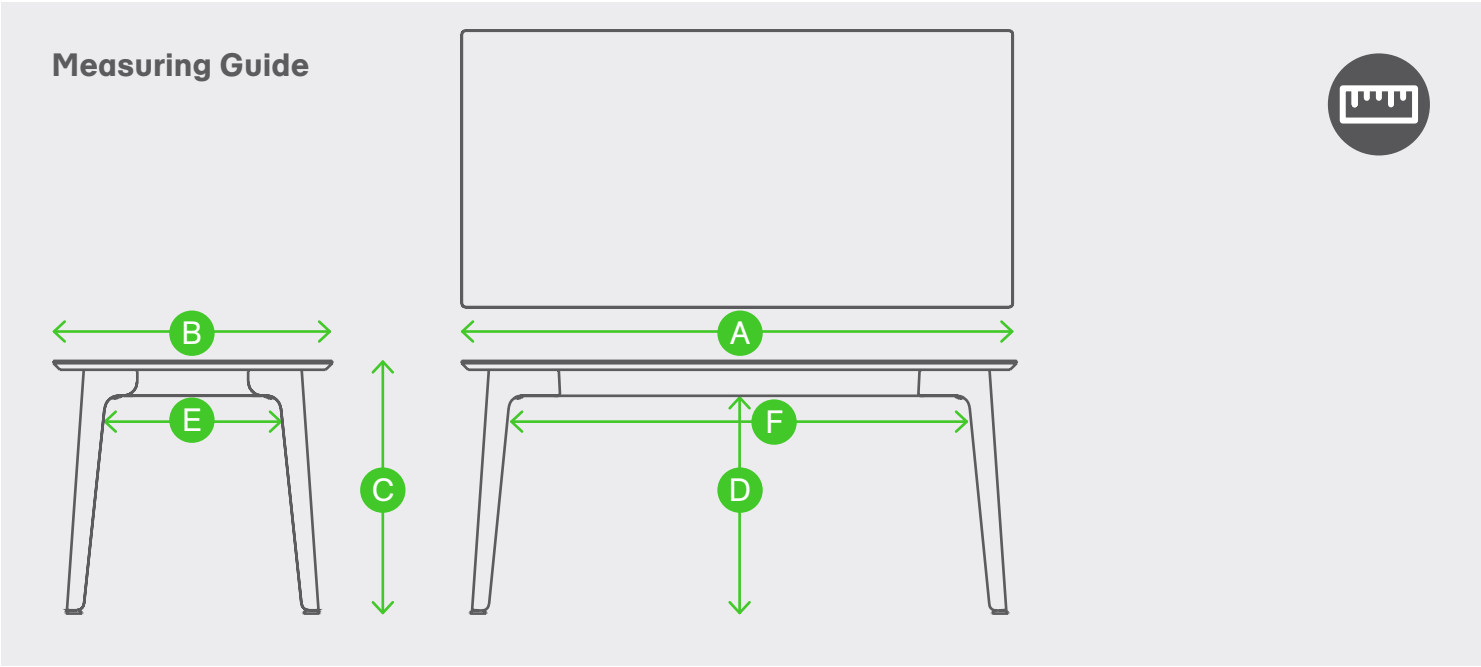
Measuring Guide




Fold Standard Table Technical Specifications



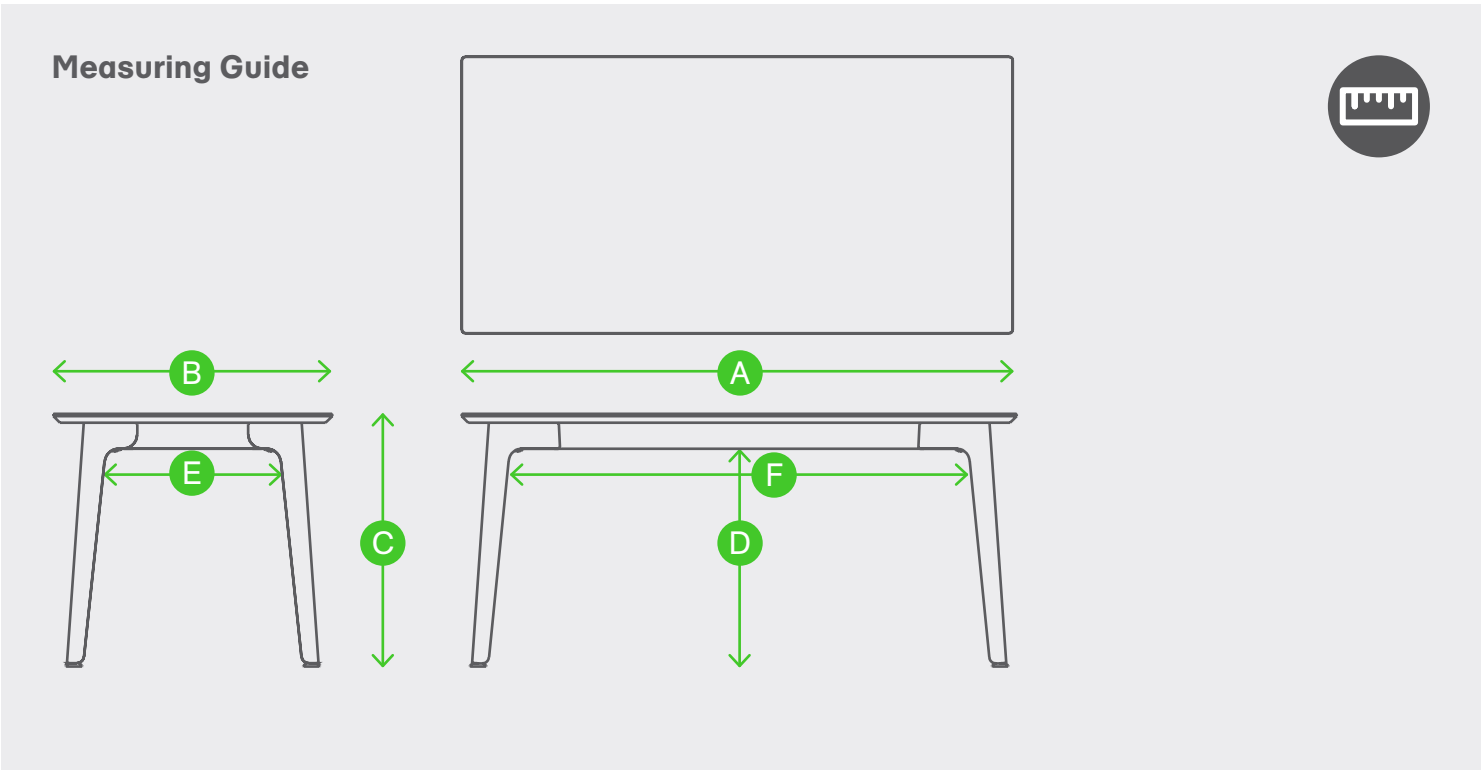
Product Code and Description <small>All dimensions quoted are rounded to the nearest 5mm or nearest 1/2 inch</small>	A Overall Width	B Overall Depth	C Overall Height	D From Floor to Beam	E Distance between Legs (front)	F Distance between Legs (side)	G Weight
12 FLD12D Fold Table 1200 Circular	1200 mm 47.5 in	1200 mm 47.5 in	750 mm 29.5 in	625 mm 24.5 in	670 mm 26.5 in	670 mm 26.5 in	54.3 kg 119.7 lbs
13 FLD14D Fold Table 1400 Circular	1400 mm 55 in	1400 mm 55 in	750 mm 29.5 in	625 mm 24.5 in	870 mm 34.5 in	870 mm 34.5 in	65.8 kg 145.1 lbs
14 FLD16D Fold Table 1600 Circular	1600 mm 63 in	1600 mm 63 in	750 mm 29.5 in	625 mm 24.5 in	1070 mm 42.5 in	1070 mm 42.5 in	74.5 kg 164 lbs
15 FLD16X8 Fold Table 1600 x 800	1600 mm 63 in	800 mm 31.5 in	750 mm 29.5 in	625 mm 24.5 in	505 mm 20 in	1330 mm 52.5 in	62.3 kg 137.3 lbs
16 FLD18X8 Fold Table 1800 x 800	1800 mm 71 in	800 mm 31.5 in	750 mm 29.5 in	625 mm 24.5 in	505 mm 20 in	1530 mm 60 in	66.5 kg 146.6 lbs
17 FLD20X9 Fold Table 2000 x 900	2000 mm 79 in	900 mm 35.5 in	750 mm 29.5 in	625 mm 24.5 in	605 mm 24 in	1730 mm 68 in	80.5 kg 177.5 kg
18 FLD22X9 Fold Table 2200 x 900	2200 mm 87 in	900 mm 35.5 in	750 mm 29.5 in	625 mm 24.5 in	905 mm 35.5 in	1730 mm 68 in	85 kg 187.4 lbs
19 FLD24X10 Fold Table 2400 x 1000	2400 mm 95 in	1000 mm 39 in	750 mm 29.5 in	625 mm 24.5 in	705 mm 28 in	2130 mm 84 in	98 kg 216.1 lbs
20 FLD24X12 Fold Table 2400 x 1200	2400 mm 95 in	1200 mm 47.5 in	750 mm 29.5 in	625 mm 24.5 in	905 mm 35.5 in	2130 mm 84 in	105.4 kg 232.4 lbs



Fold Multi-leg and Bar height Table Technical Specifications



Product Code and Description <small>All dimensions quoted are rounded to the nearest 5mm or nearest 1/2 inch</small>	A Overall Width	B Overall Depth	C Overall Height	D From Floor to Beam	E Distance between Legs (front)	F Distance between Legs (side)	G Weight
21 FLD28 Fold 6 Leg Table 2800	2800 mm 110 in	1200 mm 47.5 in	750 mm 29.5 in	505 mm 20 in	905 mm 35.5 in	2520 mm 99 in	126 kg 277 lb
22 FLD32 Fold 6 Leg Table 3200	3200 mm 126 in	1200 mm 47.5 in	750 mm 29.5 in	505 mm 20 in	905 mm 35.5 in	3020 mm 115 in	183 kg 425 lb
23 FLD16BH Fold Bar Height Table 1600	1600 mm 63 in	800 mm 31.5 in	1000 mm 39 in	875 mm 34.5 in	505 mm 20 in	1330 mm 52.5 in	70 kg 154.5 lbs
24 FLD18BH Fold Bar Height Table 1800	1800 mm 71 in	800 mm 31.5 in	1000 mm 39 in	875 mm 34.5 in	505 mm 20 in	1530 mm 60 in	74 kg 163 lbs
25 FLD20BH Fold Bar Height Table 2000	2000 mm 79 in	900 mm 35.5 in	1000 mm 39 in	625 mm 24.5 in	505 mm 20 in	1530 mm 60 in	88.1 kg 194 lbs
26 FLD22BH Fold Bar Height Table 2200	2200 mm 87 in	900 mm 35.5 in	1000 mm 39 in	875 mm 34.5 in	605 mm 24 in	1730 mm 68 in	92.7 kg 204.5 lbs
27 FLD28X12BH Fold 6 Leg Bar Height Table 2800	2800 mm 110 in	1200 mm 47.5 in	1000 mm 39 in	875 mm 34.5 in	905 mm 35.5 in	2520 mm 99 in	132 kg 291.0 lbs
28 FLD32X12BH Fold 6 Leg Bar Height Table 3200	3200 mm 126 in	1200 mm 47.5 in	1000 mm 39 in	875 mm 34.5 in	905 mm 35.5 in	3020 mm 115 in	189 kg 416.5 lb



Fold Table Environmental Product Summary



Environment attributes

- naughtone is **FISP** and **ISO14001** certified
- naughtone is **FSC®** certified
- **62.3kg** total weight (Fold table 1600x800)
- **33.6% Recyclable**(frame, fixings and feet)
- **66.4% Resuable** (top)
- **37% Post Consumer Recycled content** (top, frame and fixings)
- Packaging: **83.5%** recycled cardboard 16.5% virgin fibre and protective biodegradable bubble wrap
- **Indoor Advantage™ Gold** ANSI/BIFMA Furniture Emissions Standard (M7.1/X7.1-2011 R2016) and ANSI/BIFMA e-3-2014e (Credits 7.6.1, 7.6.2, 7.6.3)

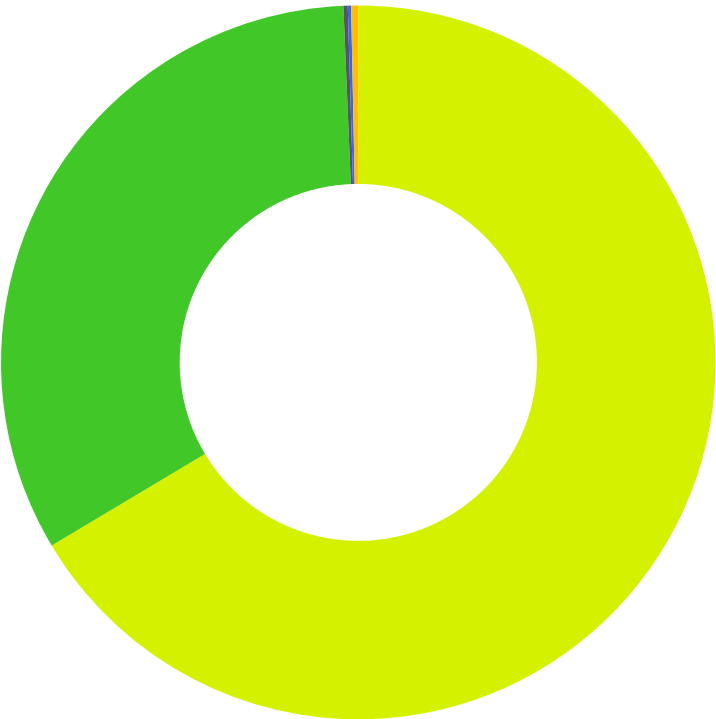
These attributes can help you to achieve criteria towards **LEED, BREEAM, Ska** and **WELL** building certifications



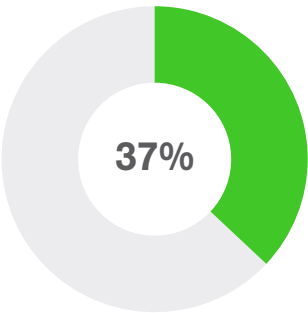
Fold Table Environmental Product Summary

Material Percentage Split

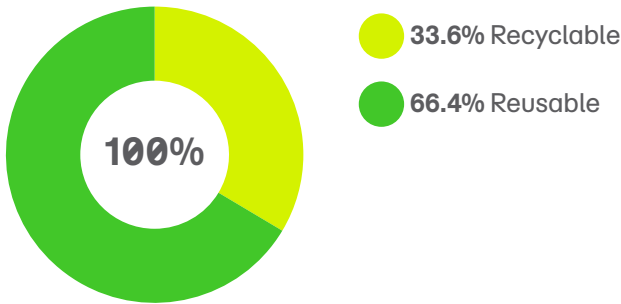
- 66.42% MF MDF
- 32.91% Mild Steel
- 0.32% Stainless Steel
- 0.19% Mild Steel Zinc Plated
- 0.15% Polypropylene



Post Consumer Recycled Content



Recyclable Content



Product Specific Design Statement

The Fold table and bench is available in a range of sizes and finishes but for this document we have a specific example from the range:

Fold Table 1600x800 with a white MF MDF top

The Fold table frame is made from laser cut, folded mild steel with the individual laser cut components being folded allowing for minimal additional welding. The frame is supplied un-assembled for bolt together construction.

The top and frame are assembled together by hand using minimal fixings and can be easily disassembled if necessary.

The frame components are finished with a zinc primed polyester powder coat.

The table top is CNC cut from white Melamine Faced Medium-density fibreboard, with the raw edge polished and finished with a hard-wearing spray lacquer.

