

Paloma

Paloma Collection



The times and places we share with other people give our lives purpose and meaning. So, it is essential that the spaces we create are focussed on people and how they interact with their surroundings. Paloma has been designed to create a human and agile solution, to meet, work, relax and enjoy.

# Paloma





# Paloma

Collection

With its sculptured, embracing form, the Paloma collection is inspired by relationships and functions of things we value in our lives every day. Comfortable, beautiful, and focussed on the needs of the individual.





# Paloma

## Meeting

Offices exist to bring people together as part of a shared purpose and culture. They are not merely places of work. They offer the spaces that allow people to realise their potential, develop relationships, learn, share information, have ideas and create new things.

The Paloma swivel option with either a four or five star base make it the perfect choice for meeting rooms and touchdown working.







# Paloma

Lux Café

The design of Paloma makes it a product that is equally comfortable in the high street, home, or workplace. The café option, coupled with the softly moulded form of the seat and back make Paloma a comfortable and practical solution for cafes and breakout spaces. The tactile quality of Paloma emphasises its human-design and make it a chair that people enjoy sitting in.







# Paloma

## Lounge

Paloma Lounge is a comfortable and beautiful place to wait and relax. It wears its ergonomic excellence lightly. The sculpted lines of the seat and back, combined with meticulous stitch detail and generous upholstery, are designed to deliver outstanding levels of comfort. This makes Paloma a great choice for a wide range of settings.











# Paloma

Plush

Softened with a sartorial touch that is clear in every detail, the opulent folds on the inside of the backrest and more relaxed upholstery softness deliver a mellower level of luxury to the Paloma Collection.









# Paloma

Details

Ergonomic comfort combined with world class attention to detail and a choice of finishes and options to bring you a range of seating that is every bit as agile as your workplace.



# Paloma

Collection

## Meeting



PAL/4



PAL/1



PAL/5/HAT



PAL/2



PAL/3



PAL/4/HAT

## Lounge



PLL/3



PLL/4



PLL/1



PLL/4



PLL/3



PLL/2

## Plush



PLP/1



PLP/4



PLP/3



PLP/4



PLP/2



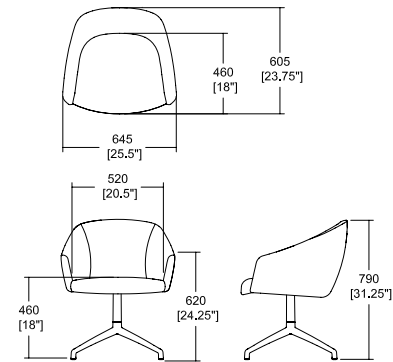
PLP/3



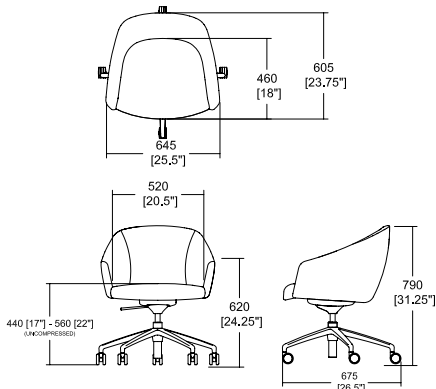
# Paloma

## Specifications

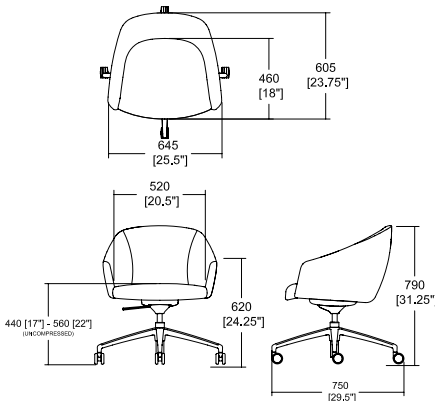
### Meeting



Meeting - 4 Star - PAL/4

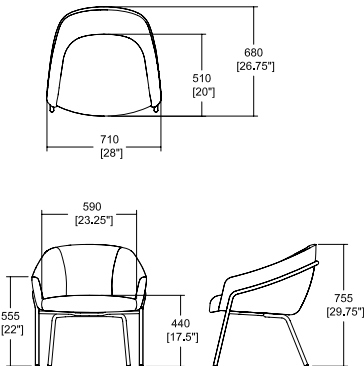


Meeting - 5 Star H/A on castors - PAL/5 HAT

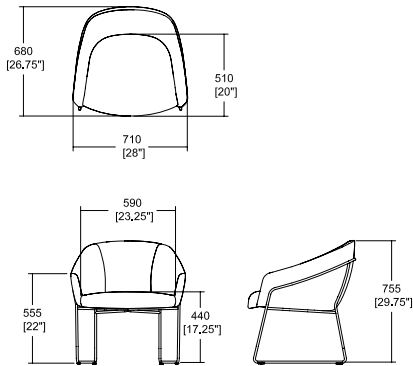


Meeting - 4 Star H/A on castors - PAL/4/HAT

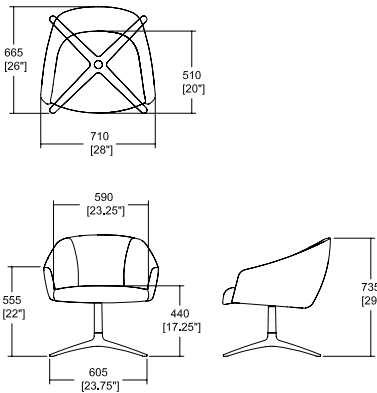
### Lounge and Plush



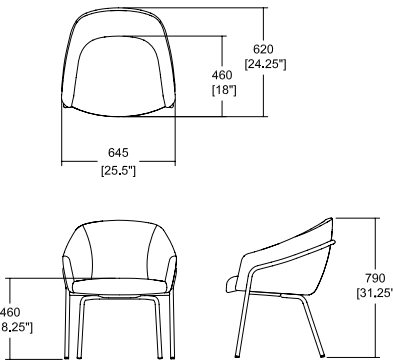
Lounge - 4 Leg (Steel) - PLL/1 - PLP/1



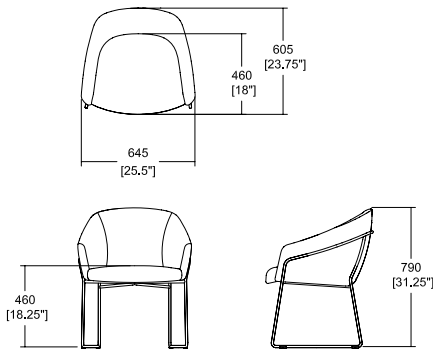
Lounge - Sled (Steel) - PLL/2 - PLP2



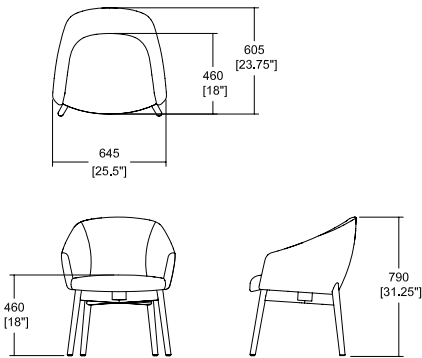
Lounge - 4 Star (Swivel) - PLL/4 - PLP/4



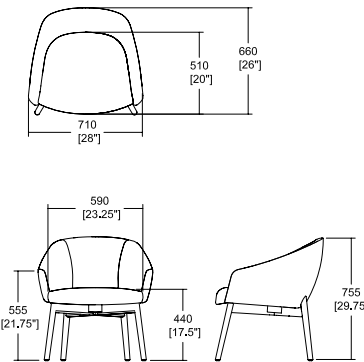
Meeting - 4 Leg (Steel) - PAL/1



Meeting - Skid (Steel) - PAL/2




Meeting - 4 Leg (Wooden) - PAL/3



Lounge - 4 Leg (Wooden) - PLL/3- PLP/3

### RAL frame colours

Custom RAL colours are also available based on a MOQ of 200 pieces of seat and frames. (Extended lead time applies).



Colours may vary slightly to the physical plastic or frame colours. These swatches should only be used as a guide.

### Timber Show Wood



### Upholstery

The products in this brochure are upholstered in the following finishes.

Camira  
Yoredal Walden UDA13 / Yoredale Kidstone UDA02 /  
Yoredale Wharfe UDA18 / Yoredal Simonstone UDA05



Spinneybeck  
SA7012 / SA2001



Kvadrat  
Mosaic 722 / Still 771 / Apparel 683 / Mosaic 472 / Hero 311 /  
Hero 481 / Hero 981 / Still 961 / Merit 030 / Merit 017



Elmosoft  
33004 / 11056 / 33004 / 08055

