

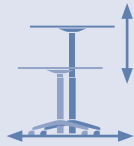
# Add-on and side tables

*Product overview*



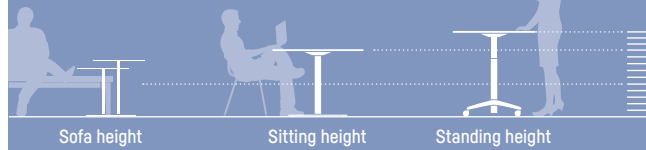
# Add-on and side tables

**Flexible,  
mobile,  
adjustable**



Lifting tables with castors optimally support **agile working styles**

Tables with  
**different heights**



**Many shapes,  
many possibilities**

The right table for every situation



**Stable  
stand**

In areas in which tables  
have a fixed place,  
a heavy trumpet foot  
ensures stability



**Legroom** means

**freedom of movement**



Tables with one  
central foot  
offer freedom  
of movement



top: meet bistro table  
at sitting height

left: se:assist height-adjustable  
sitting/standing table  
with castors

right: meet table at sitting height  
with a star base

right: sweetspot table  
at sofa height

## ADD-ON AND SIDE TABLES

# Tables for every occasion

It doesn't always have to be the classic desk: Sometimes you just need a table that will fit into a small niche, that can be used as a practical storage surface or one that can be flexibly and quickly moved. Compact and spacious, round and square, low and high: A variety of shapes and designs rather it possible to complement any sitting area with the right table.



**Tables at sofa height**  
for reception and lounge areas



**Tables at sitting height**  
for lounge, bistro and cosy workspaces



**Tables at standing height**  
for intermediate areas, bistro and  
cosy workspaces



**Tableau tables**  
for temporary workstations in  
intermediate and lounge areas

## TABLES AT SOFA HEIGHT

# Everything at hand

In reception areas, cosy lounge corners or niches, side tables are particularly important as spaces to put things down. The low height is ideal for placing drinks or documents for a short time. Side tables complement the overall appearance and create a harmonious atmosphere in any room, even if, for example, it is furnished with decorative elements.



se:works side tables  
are also available with  
cosy wooden legs



top left:  
se:tea side table

top right:  
se:works side table  
at sofa height



bottom left:  
sopha table  
with adjustable legs

bottom centre:  
sweetspot table at  
sofa height with a star base


bottom right:  
height-adjustable  
se:works assistant



### se:tea

- Height: 420, 490, 560 mm
- Table top and base in black metal
- Available individually or as a set





#### sopha table

- Height: 425 mm
- With a storage compartment
- Adjustable legs



#### sweetspot table

- Height: 425 or 435 mm
- Table top: circular or square
- Star base



#### se:works side table

- Height: 380 mm
- Three widths
- Adjustable legs in aluminium or wood



#### se:works assistant

- Height: 680 or 470-775 mm (adjustable)
- Table top: circular
- Slim star base
- Compact size



top: se:works table with a trapezoidal table top with a trumpet foot; in the background meet bistro table at sitting height

bottom left: meet table at sitting height with a star base

bottom right: se:works table with a trumpet foot



# Sitting together made easy



The meet table and se:assist products are ideal for a small get-together, as bistro or work tables. They invite people to get together spontaneously. Depending on the requirements, round, square or trapezoidal table tops are available. The functional design with a trumpet foot or star base allows for generous legroom.



## se:assist add-on table

- Height: 740 mm
- Table top: circular bevelled
- Round trumpet foot
- Ideal as an extension of the desk
- Matches any desk due to a wide variety of colours and surfaces

For height-adjustable desks, an additional spacer is available for the foot. It ensures that a safety clearance of at least 25 mm between the table top of the extension table and the desk is maintained.



## se:assist

- Height: 740 mm
- Table top: circular
- Trumpet foot



## meet table

- Height: 680, 690, 730 and 740 mm
- Table top: circular or square
- Star base with glides



## se:assist boat-shaped


- Height: 740 mm
- Table top: boat-shaped
- Round trumpet foot



## se:works table with a trapezoidal table top

- Height: 680 mm
- Table top: trapezoidal
- Square trumpet foot

Over 30 colours and wood decor patterns are available for most desktops.





## TABLES AT STANDING HEIGHT

# Perfectly placed

Would you like to get together and have a moment to share your ideas? It's not a problem with the tables at standing height. Whether used as a regular meeting place or for spontaneous discussions, high tables promote more movement and are ideal for short team meetings. In case things do take longer, bar chairs or leaning aids provide a seating option.



### meet table (foldable)

- Height: 1120 and 1130 mm
- Table top: circular
- Foldable to save space
- Optional: connecting panel for quick table extension



top: meet bistro table  
with a star base

bottom: se:assist  
height-adjustable  
sitting/standing table  
with castors



#### meet table

- Height: 1110 mm
- Table top: circular or square
- Star base



#### se:assist

- Height-adjustable: 720 – 1160 mm
- Adjustable with gas spring
- Table top: circular
- Stable trumpet foot



#### se:assist

- Height-adjustable: 740 – 1180 mm
- Adjustable with gas spring
- Table top: circular or square
- Star base with castors





The mobile single tables of the se:works assistant extend the scope of the sofa. The flat frame base makes it easy to move around. Thanks to an integrated gas lift the height can be freely adjusted.





## TABLEAU TABLES

# The smallest workstation



With their compact dimensions, tableau tables fit into small corners or serve as a perfect complement to armchairs and sofas. They offer enough room to put something down and, at the same time, take up very little space. As temporary workstations, the se:works assistant and sweetspot side tables can also be easily moved and rearranged as needed.



Bring colour into your office with the new frame colours sand beige, fjord green and cayenne red. You will find all colours in the overview on Page 14/15.



### se:works assistant

- Height: 680 or 470–775 mm (adjustable)
- Table top: circular
- Compact size











































### sweetspot side table

- Height: 680 mm
- Star base with glides
- Table top: circular Ø 400 mm, with or without grip hole
- The leg frame makes it possible to sit very close to the seating furniture



# Countless possibilities

1. Table top shapes	Circular						
							
							
2. Frame	fixed	lifting <sup>1</sup>	lifting <sup>1</sup> /fixed	fixed	lifting <sup>1</sup>	fixed	fixed
	round trumpet foot	round trumpet foot	star base with 3 legs	star base with glides	star base with castors <sup>2</sup>	adjustable legs	round trumpet foot
3. Height in mm							
 Sofa height				425 435			420 490 560
 Sitting height	680 (only for ø 1000, 1200) 740	720 – 1160	470 – 775 680	680 690 730 740	740 – 1180		
 Standing height				1110 1120		1120 1130	
4. Table top size in mm							
	ø 800 ø 900 ø 1000 ø 1200 ø 1400 ø 1600	ø 800 ø 900 ø 1000	ø 500	ø 700 ø 800 ø 900 (only for the heights: 680, 690, 730, 740)	ø 800 ø 900	ø 600 ø 700	ø 450
5. Accessories							
Power and data cabling	•	-	-	-	-	-	-
Cable tray (650 mm)	-	-	-	-	-	-	-
6. Leg frame colours							
	clear white white aluminium black For a height of 680: cayenne red fjord green sand beige	clear white white aluminium black	clear white black For a height of 680: cayenne red fjord green sand beige	clear white white aluminium black chrome-plated polished cayenne red fjord green sand beige	clear white white aluminium black polished	chrome-plated	black
7. Surface colours							
Sedus veneer and melamine collections	•	•	only pure white or black	•	•	•	-
8. Table series							
	se:assist, se:works table	se:assist	se:works assistant	sweetspot table, meet table	se:assist	meet table	se:tea


	Semi-circular (add-on table)	Boat-shaped	Trapezoidal	Angular/square			
							
fixed	fixed	fixed	fixed	fixed	lifting <sup>1</sup>	fixed	fixed
star base with glides	round trumpet foot	2 round trumpet foot	square trumpet foot	star base with glides	star base with castors <sup>2</sup>	adjustable legs	adjustable legs
				425 435		380	425
680	740	740	680	680 690 730 740	740–1180		
				1110 1120			
∅ 400	∅ 1000 (800) <sup>4</sup> ∅ 1100 (900) <sup>4</sup> ∅ 1200 (1000) <sup>4</sup>	2000 x 1000 2400 x 1200	1000 x 559/615	700 x 700 <sup>3</sup> 800 x 800 <sup>3</sup> 900 x 900 <sup>3</sup> (only for the seat height)	800 x 800 <sup>3</sup> 900 x 900 <sup>3</sup>	650 x 640 1300 x 640 1950 x 640	700 x 700
-	•	•	-	-	-	-	-
-	-	•	-	-	-	-	-
							
clear white white aluminium black chrome-plated cayenne red fjord green sand beige	clear white white aluminium black	clear white white aluminium black	clear white black cayenne red fjord green sand beige	clear white white aluminium black polished cayenne red fjord green sand beige	clear white white aluminium black polished	clear white black polished wood (natural/ black/white beech, natural oak)	stainless steel
•	•	•	•	•	•	•	only pure white
sweetspot side table	se:assist	se:assist	se:works table	sweetspot table, meet table	se:assist	se:works side table	sopha table

<sup>1</sup> max. load capacity 18 kg, <sup>2</sup> two of the castors lockable, for soft or hard floors, <sup>3</sup> with a rounded corner as an option, <sup>4</sup> Extension dimensions



## VARIATION AND DIVERSITY

# Options and accessories



### Power and data cabling

se:assist tables at sitting height can be optionally equipped with power and data cabling. The cable is guided through the column and can be guided out below the base plate and connected to the available power supply. The round grommets allow the cables to be guided through the table top and have a diameter of 70 mm. A spacious cable tray is available as an option for large tables with boat-shaped table tops.

The cable runs to the table top through the leg column.



### Rounded corners

The square se:assist table top can be ordered with rounded corners as an option.



### From a single table to a large counter

Using the over easy connecting panels, two or three meet folding tables can be turned into larger table areas in a matter of moments.



## VARIATION AND DIVERSITY


# Individually tailored

Whether classic, elegant or cosy: add-on and side tables are available in a wide variety of colours for the table top and leg frame, which can be combined to suit the area of application and individual preferences.



### Surface colours

Over 30 colours and decorative wood patterns from the current collections are available for most desktops. Exceptions: see table on pages 14/15.




More than 30 colours and decorative wood patterns

Almost all table tops are available with a thickness of 19 or 25 mm, and it is possible to choose a different colour for the edge banding of the melamine table tops.

### Leg frame colours

The following frame colours are available for add-on and side tables. Exceptions: see table on pages 14/15.



Clear white



Black



White aluminium



Stainless steel



Chromed/  
polished aluminium



Cayenne red



Fjord green



Sand beige



White beech\*



Black beech\*



Natural beech\*



Natural oak\*

\* for se:works side tables, the feet are additionally available in wood

# Beautifully designed

## Schemes


A harmonious environment contributes significantly to well-being and productivity. Thoughtfully designed furnishings, pleasant material and surface combinations as well as a choice of colour accents optimally complement the overall appearance. The four colour schemes – Smart Balance, Urban Living, Soft Being and Multi Creation – can be used to design working environments and suitable add-on and side tables.

## Do you need support in selection, planning and implementation?

The experts will make it easy to create the perfect design for your office. From analysing the floor plan and designing the concept to choosing the colours from the suitable colour schemes – everything comes from a single source.



### Smart Balance

light, reduced, calm, structured, functional, technical




### Urban Living

comfortable, respectable, elegant, urban, intense, timeless



### Soft Being

gentle, calm, balanced, natural, inviting, regenerative



### Multi Creation

motivating, inspiring, creative, dynamic, active, open, free

